

**ADDOWN REALTY**  
— Connecting You To Your Perfect Property —

SMART LIFESTYLE  
DESIGNED TO ELEVATE  
YOUR ART OF LIVING



QUALITY CONSTRUCTION  
MEETS NATURE TO  
GIVE YOU LIFE THAT'S  
GRACEFUL & PEACEFUL



AMENITIES

IMPECCABLE INDOOR AMENITIES  
OUTSTANDING OUTDOOR AMENITIES

- MULTIPURPOSE HALL
- LANDSCAPE GARDEN
- SENIOR CITIZEN AREA
- INDOOR GAMES
- SEPARATE BASEMENT ENTRY / EXIT
- CHILDREN PLAY AREA
- INFORMAL SITOUT
- JOGGING TRACK
- OUTDOOR SPORTS
- VISITOR CAR PARKING
- GYM
- YOGA DECK
- CLUB HOUSE
- ALLOTTED PARKING
- BOX CRICKET
- MULTI PURPOSE COURT
- DESIGNED ENTRANCE FOYER
- DROP OFF ZONE
- TWO LIFT IN EACH BLOCK
- POWER BACK-UP
- CCTV CAMERA
- FIRE SAFETY
- SOLAR PANEL
- 24 HRS SECURITY
- METER ROOM

TAKE AN ENTRY TO THE LIFESTYLE THAT  
OFFERS THE BEST OF VIEWS



LET THE EQUIPPED GYM  
IN YOUR RESIDENTIAL PREMISES SHOO  
AWAY ALL EXCUSES



GROUND FLOOR



6.0 MT. WIDE ROAD

6.0 MT. WIDE ROAD

7.5 MT. WIDE ROAD

6.0 MT. WIDE ROAD

6.0 MT. WIDE ROAD

7.5 MT. WIDE ROAD

MULTIPURPOSE HALL

GYM

INDOOR GAMES

01  
16'-4" X 42'-6"

02  
10'-9" X 41'-9"

03  
11'-6" X 41'-9"

04  
11'-2" X 41'-9"

05  
11'-8" X 64'-8"

06  
10'-4" X 64'-8"

07  
10'-5" X 51'-8"

UP DN

LIFT LIFT

D

RAMP

UP DN

LIFT LIFT

C

UP DN

LIFT LIFT

B

RAMP

UP DN

LIFT LIFT

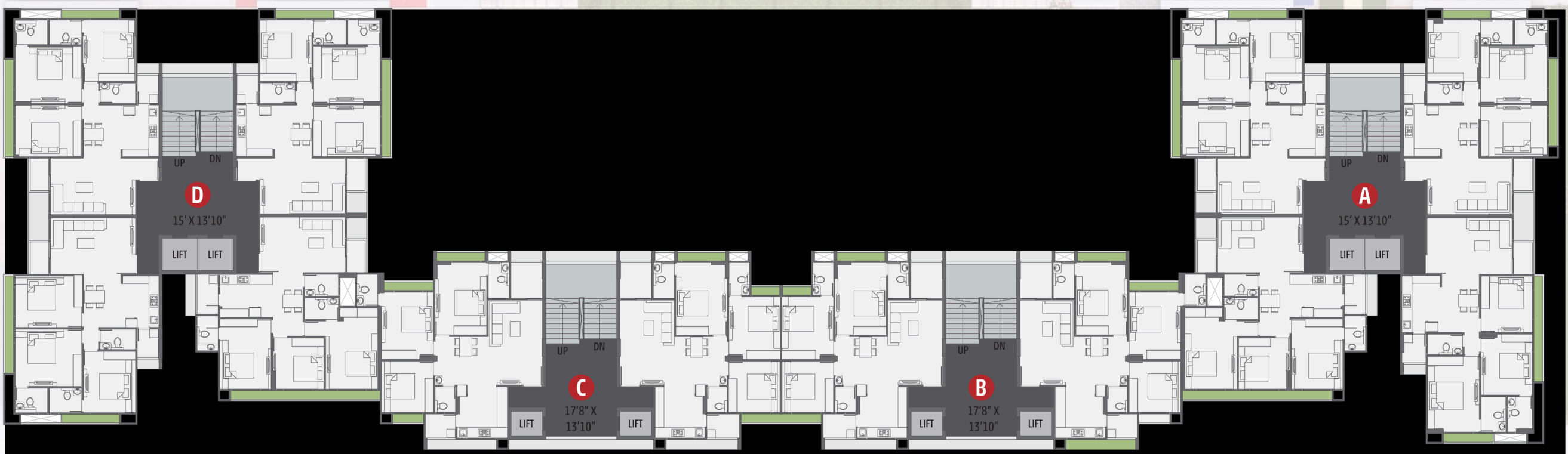
A

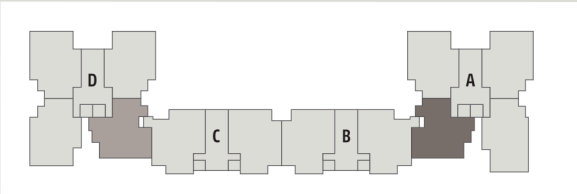
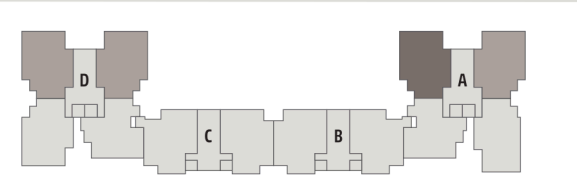
ENTRY


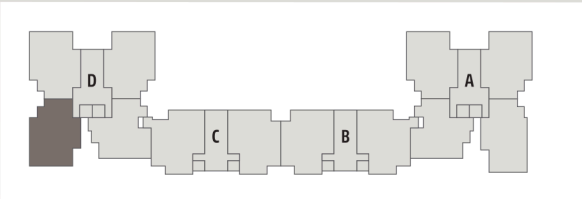
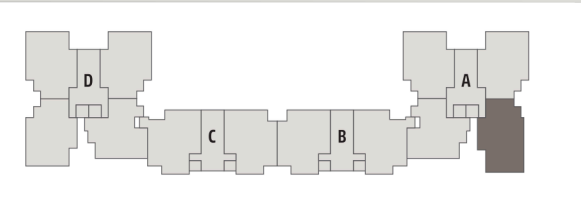
EXIT

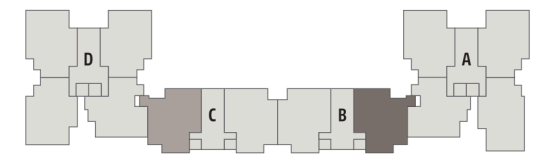


TYPICAL FLOOR











**THE  
EVANS**

**BASK IN THE ASSOCIATION OF  
CONVENIENCE & COMFORT**



## SPECIFICATIONS

### STRUCTURE

Earthquake resistant R.C.C. frame structure as per structural engineer's design

### FLOORING

Vitrified tiles flooring in all rooms

### KITCHEN

Granite platform with S.S. sink  
Glazed tiles cado up to lintel level  
Provision for R.C. point with required electrical & plumbing point

### BATHROOMS/TOILET

Anti-skid flooring  
Glazed tiles cado up to lintel level  
Branded sanitary ware fittings

### DOORS & WINDOWS

Laminated flush doors with wooden frame  
Premium quality aluminium section with jamb

### WASH AREA

Anti-skid flooring  
Provision for washing machine with electrical and plumbing point

### ELECTRIFICATION

Concealed copper wiring with M.C.B / E.L.C.B.  
Branded modular switches with sufficient electrical points in all rooms  
Electrical point for A.C. in drawing room and bedrooms

### PLUMBING

Branded U.P.V.C. pipes for regular water supply  
Branded C.P.V.C. pipes for hot water supply  
Branded P.V.C pipe for drain

### TERRACE.

Open terrace with water proof treatment

### PLASTER & PAINTS

Inside : Single coat mala plaster with wall putty finish  
Outside : Double coat mala plaster with texture or exterior paint for attractive elevation