



ADDOWN REALTY

— Connecting You To Your Perfect Property —



THE JOURNEY TOWARDS INCREDIBILITY

Take your step into the iconic world that gives your lifestyle an ideal setting of living that elevates your sense, spirit and status, where you can witness the mesmerising view of blues to relax. Start your magical journey here.



LOST IN THE
FRESHNESS OF NATURE





THE SPACE OF UNFORGETTABLE EXPERIENCE



FRAGRANCE PLAZA



BANQUET HALL



SEMI COVERED SEATING AREA



GYMNASIUM



MULTIPURPOSE COURT



PARTY LAWN



LANDSCAPE LAWN AREA



YOGA & ZUMBA ROOM



BOX CRICKET



TODDLER PLAY AREA



CHILDREN PLAY AREA



INDOOR GAMES



OUTDOOR GYM



SEATING AREA



SWING PLAZA



SOLAR SYSTEM



THE SIGNIFICANCE OF YOUR WORLD

- CCTV
- SECURITY OFFICE
- FIRE SAFETY
- SOCIETY OFFICE
- CO-WORKING SPACE
- STORE ROOM
- CO. RESTROOM
- DG SET



SEMI-COVERED SEATING AREA

OUTDOOR GYM

PARTY LAWN

LOUNGE AREA

SWING AREA

MULTI PURPOSE COURT

HUMAN SIZE GAMES

FRAGRANCE PLAZA

PARTY LAWN

LOUNGE AREA

THE TOP OF THE ENTERTAINING WORLD



GROUND
FLOOR

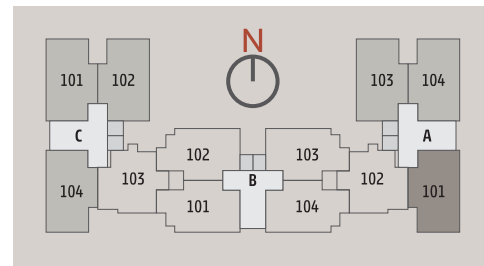




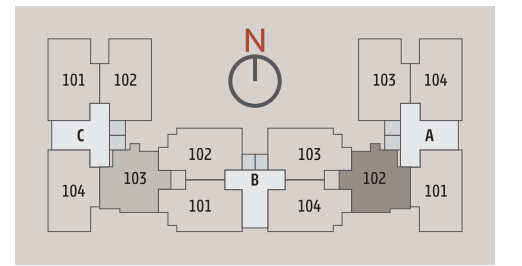
TYPICAL FLOOR



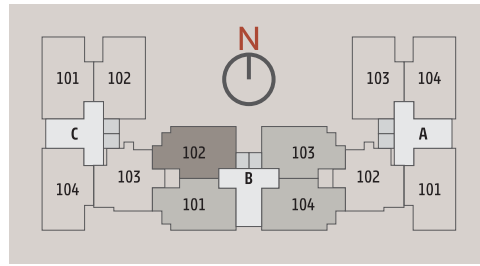
3 BHK TYPE A



3 BHK TYPE B



3 BHK TYPE C





SPECIFICATIONS

STRUCTURE

- RCC Structure designed with Earthquake resistant frame

FLOORING

- Vitrified flooring in complete apartment
- Designer tiles in Bathrooms and Utility area
- Lobby with Vitrified tiles and Granite
- Lift wall cladding in Stone / Tiles

LIFT

- 2 Automatic elevators in each block

ELECTRIFICATION

- Concealed three phase electrical copper wiring
- Modular switches
- ISI wires, MCB and ELCB

KITCHEN

- Stainless steel sink (S.S. Sink)
- Dado tiles
- Granite Platform

DOORS & WINDOWS

- Main Door – Modular/Flush Doors with both side laminated and wooden frame
- Other Doors –Modular/Flush Doors
- Sliding Aluminum windows with powder coating
- Natural Stone frames on window jambs

TOILETS/BATHROOMS

- Concealed Plumbing
- Health Faucet
- Wall design Glassed / Ceramic Tiles up to Lintel Level
- Stone frames for Bathrooms
- Branded Bath and Sanitary fittings

FIRE PREVENTIVE MEASURES

- Entire design comprises of the Internal Building Code (IBC)
- Automatic fire sprinklers installed in the Hollow Plinth
- Manual panic alarm provided on each floor for fire safety

